


Human bFGF protein

Cat #: PRP1010

Size: 10 µg/50 µg/100 µg/1 mg

Product Information

	Product Name: Human bFGF protein		
REF	Catalog Number: PRP1010	LOT	Lot Number: Refer to product label
	Purity: > 95 % as determined by SDS-PAGE		
	Storage: Store at -20°C		Preparation method: <i>E. coli</i>
	Shipping: The product is shipped at ambient temperature.		

Background: Basic fibroblast growth factor (bFGF), also known as FGF2, is a member of the fibroblast growth factor (FGF) family. It is a highly specific chemotactic and mitogenic factor for many cell types, appears to be involved in remodeling damaged tissue, such as ulcer healing, vascular repair, traumatic brain injury (TBI). bFGF is a critical component of human embryonic stem cell culture medium. In addition, bFGF protein is a heparin-binding cationic protein involved in a variety of pathological conditions including angiogenesis and solid tumour growth. Thus, bFGF is regarded as a target for cancers chemopreventive and therapeutic strategies.

Sequence: Amino acid sequence derived from human bFGF soluble form (NP_09038) (Ala135-Ser288) was expressed, with an initial Met at the N-terminus.

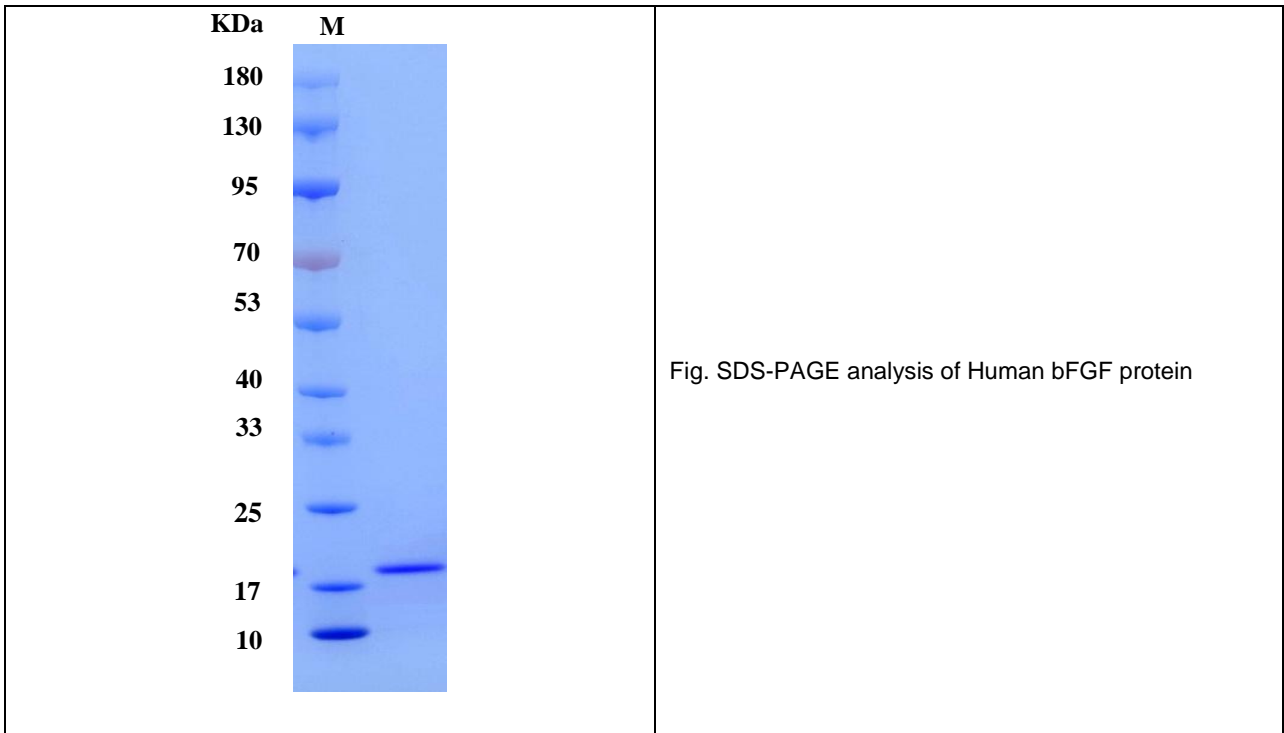
Protein length: The recombinant human bFGF protein consists of 158 amino acids and predicts a molecular mass of 17.3 kDa.

Endotoxin: < 0.1 EU per µg of the protein as determined by the LAL method.

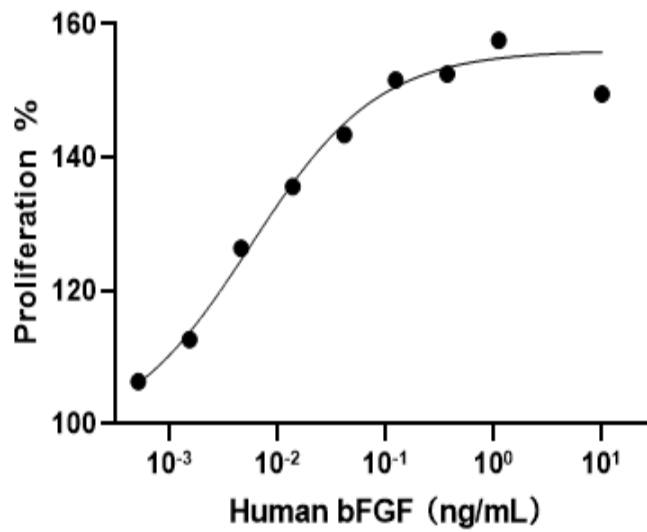
Formulation: Lyophilized from sterile 150 mM NaCl 20 mM Tris , pH 7.5.

Storage Instructions: Lyophilized Human bFGF protein product should be stored desiccated below -20°C. Upon reconstitution, the protein should be stored at 4°C between 2-7 days and for future use below -20°C. For long term storage it is recommended to add a carrier protein (0.1% HSA or BSA). Please prevent freeze-thaw cycles.

Usage notes: Always centrifuge tubes before opening. It is recommended to reconstitute the lyophilized Human bFGF protein in sterile ddH₂O not less than 100 µg/ml, which can then be further diluted to other aqueous solutions.



Biological Activity: Measured in a cell proliferation assay using Balb/c 3T3 mouse embryonic fibroblasts. The ED₅₀ for this effect is typically 0.0056 ng/mL. The specific activity of recombinant Human bFGF is approximately $>1.79 \times 10^8$ IU/mg.



Note: The product listed herein is for research use only and is not intended for use in human or clinical diagnosis. Suggested applications of our products are not recommendations to use our products in violation of any patent or as a license. We cannot be responsible for patent infringements or other violations that may occur with the use of this product.